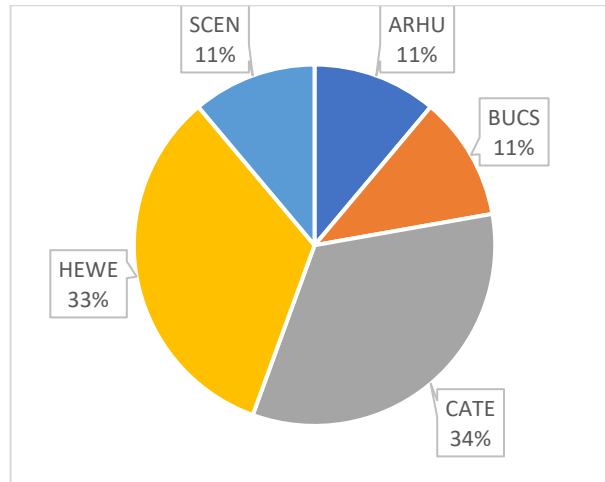


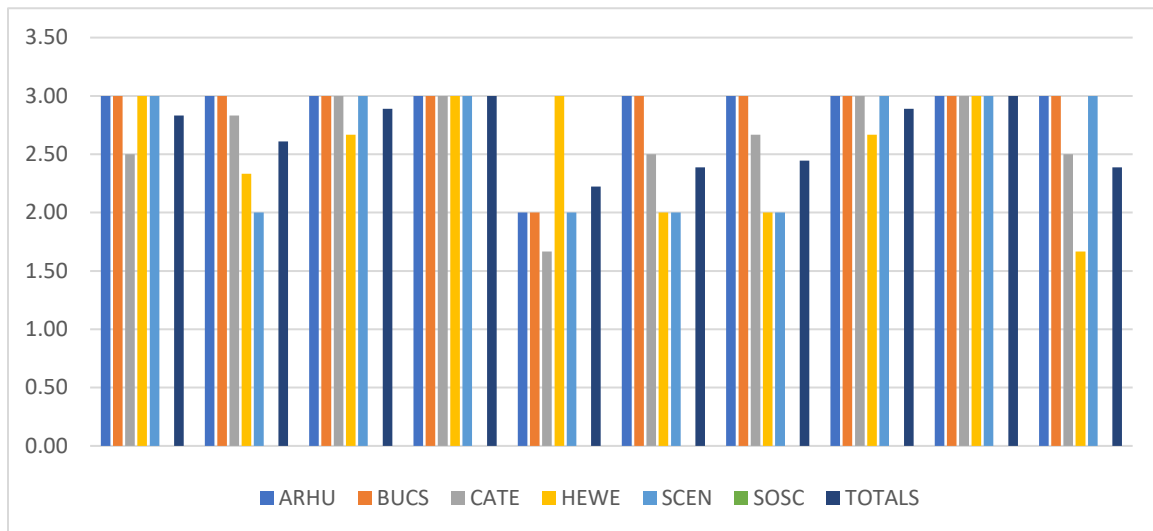
YAVAPAI COLLEGE 3-YEAR ASSESSMENT PLANS (A-PLAN) AY 22-23

3-Year Assessment Plans (A-Plan) are a program guide to gathering student learning assessment data. Using an updated C-Map, assessment plans identify courses, assignments, and faculty that will collect student learning data for three-years. These plans should be reviewed and, if needed, modified each year to ensure that student learning information is collected.

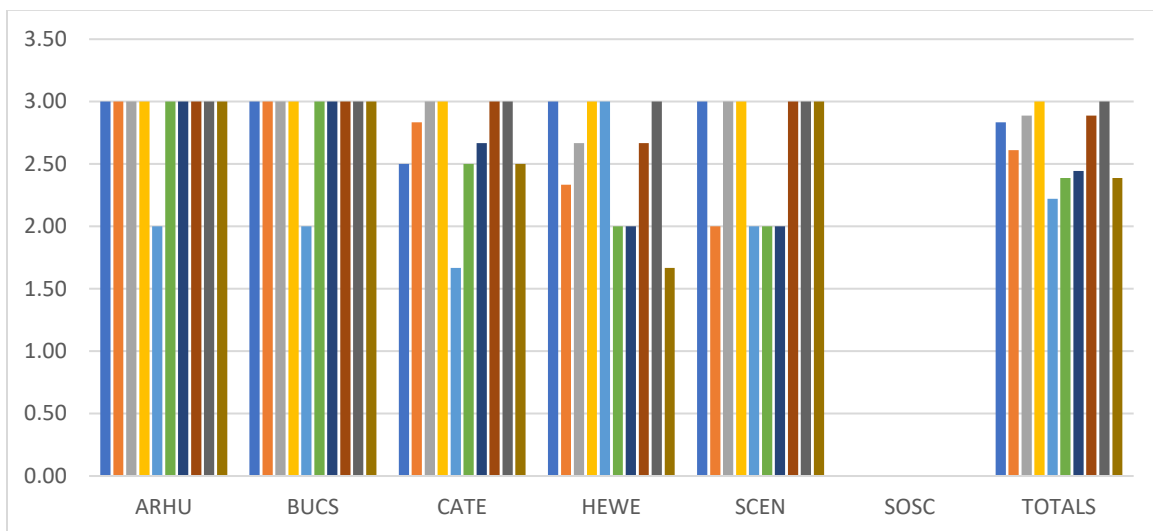


9 Curriculum Maps

**2 On-Time
7 Late**





School Performance by Rubric Criteria



Rubric Criteria Performance by School

YAVAPAI COLLEGE 3-YEAR ASSESSMENT PLANS (A-PLANS) AY 22-23

PROGRAM-LEVEL LEARNING OUTCOME PLANNING



All PLOs Assessed in Years 1 & 2	PLO Methods, Scoring, Targets Set	Plan for PLO Modalities	PLO Faculty/Staff Involved	Direct/Indirect Measures
2.83	2.61	2.89	3.0	2.22
<p><i>Rubric Criteria</i></p> <p>Plan includes assessment of all program/ department-level learning outcomes in the first two years</p>	<p><i>Rubric Criteria</i></p> <p>A brief, clear description at the program-level is provided for each type of assessment / assignment, scoring method / criteria, and performance target / benchmark</p>	<p><i>Rubric Criteria</i></p> <p>If program outcomes are taught in different modalities (online, face-to-face, dual or concurrent enrollment, hybrid, etc), plan includes description on how to compare student performance</p>	<p><i>Rubric Criteria</i></p> <p>All faculty and staff are involved in the collection of program-level learning assessment process are identified</p>	<p><i>Rubric Criteria</i></p> <p>Direct assessments measure student performance based on samples of their work (test, project, demonstration, etc). Indirect assessments gather information about opinions / thoughts about student knowledge, skills, attitudes (survey, focus groups, course evaluations, etc)</p>

YAVAPAI COLLEGE 3-YEAR ASSESSMENT PLANS (A-PLANS) AY 22-23

COURSE-LEVEL LEARNING OUTCOME PLANNING



CLOs Assessed in All Years	CLO Methods, Scoring, Targets Set	Plan for CLO Modalities	CLO Faculty/Staff Involved	Aligned with ILOs
2.39	2.44	2.89	3.0	2.39
<p><i>Rubric Criteria</i></p> <p>All core courses in the program are assessed in the three-year cycle, but not every course outcome is assessed AND Selected courses and outcomes are aligned with the PLOs in Years 1 and 2.</p>	<p><i>Rubric Criteria</i></p> <p>A brief, clear description at the course-level is provided for each type of assessment / assignment, scoring method / criteria, and performance target / benchmark</p>	<p><i>Rubric Criteria</i></p> <p>If course sections are taught in different modalities (online, face-to-face, dual or concurrent enrollment, hybrid, etc), plan includes description on how to compare student performance</p>	<p><i>Rubric Criteria</i></p> <p>All faculty and staff are involved in the collection of course-level learning assessment process are identified</p>	<p><i>Rubric Criteria</i></p> <p>Plan indicates alignment between a particular course and at least one ILO</p>